

ADDITIONAL
QUESTIONS ABOUT
**USING A
CHILD SAFETY
SEAT**

Do you have a copy of the child safety seat instructions?

You need to follow the child safety seat instructions when you use your child's safety seat. If the instructions are not with the seat, call the manufacturer and have the instructions sent to you or get them from their website. The phone number for the manufacturer can be found on your child safety seat. If you need help, call Transport Canada at 1-800-333-0371

Has the seat been involved in a crash?

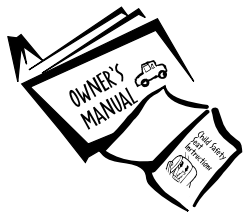
Child safety seat manufacturers say to replace any seat involved in a crash. There may be no signs of damage but small cracks or weakened areas may not work in the next crash.

Has this model ever been recalled?


Call the child safety seat manufacturer with the seat name, model number and date of manufacture to find out if your child safety seat has been recalled. Recalls are also available from Transport Canada at 1-800-333-0510 or at www.tc.gc.ca/roadsafety (click on Child Safety).

Read your child safety seat and vehicle owner's manual's to make sure you are using the seat properly. Make every ride a safe ride for everyone.


If you have other questions about child safety seats, call **Alberta Infrastructure and Transportation** at (780) 427-8901 (toll-free in Alberta 310-0000) or **Alberta Health Link** toll-free at 1-866-408-5465 (LINK). For more information, visit www.saferoads.com or www.health-in-action.org/aorp.



**THINK
THINK AGAIN.**

What's holding

you back?

08/05



THINK the kids are buckled up right?
THINK AGAIN.

focus on:

**tips for buying
a child safety
seat or booster
seat**

When used correctly, child safety seats and booster seats save lives and reduce injuries. Children can get hurt if their child safety seats are not used properly. Here are some tips on how to keep your child safe.



**THINK
THINK AGAIN.**

QUESTIONS TO ASK WHEN BUYING A CHILD SAFETY SEAT



All child safety seats sold in Canada must have a Canada Motor Vehicle Safety Standards (CMVSS) sticker. The best seat for you and your child is the one that you will use properly each time. **Buying a second-hand child safety seat is not recommended.**

Is the child safety seat the right one for my child?

The manufacturer's instructions and labels on the seat state the weight, size and/or age of child that the seat will protect. The type of seat you should use for your child depends on his/her weight and age.

- **Rear-facing seats** are for babies until they are one year of age and weigh at least 20 lb (9 kg).
- **Forward-facing seats** are for children over one year of age, who weigh between 20 and 40 lb (9-18 kg).
- **Booster seats** are for children who weigh between 40 and 80 lb (18-36 kg) or are 8 years old or less.






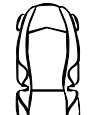

Does the child safety seat fit in my vehicle?

Since child safety seats come in many sizes, not all seats fit all vehicles. Ask to try putting the seat in your vehicle before you buy it.

Is the child safety seat easy to use?

Place your child in the seat and buckle her up. Adjust the harness. If you find it hard to adjust, try a different seat.

TYPES OF CHILD SAFETY SEATS AVAILABLE IN CANADA

Seat Type	Advantages	Challenges
 Infant only, no base (Rear-facing only)	<ul style="list-style-type: none"> • Has carry handle. Easy to take out of vehicle, even with baby asleep. • Costs less than models that come with a base. 	<ul style="list-style-type: none"> • Seat belt needs to be done up tightly each time. This may be hard to do when a locking clip is needed. • Your baby may outgrow this seat before he is ready to go forward-facing.
 Infant only, with base (Rear-facing only)	<ul style="list-style-type: none"> • Has carry handle. Easy to take out of vehicle, even with baby asleep. • Seat base stays in vehicle and if done up correctly stays tight for every ride. • May be sold as part of a travel system that includes a stroller. 	<ul style="list-style-type: none"> • Your baby may outgrow this seat before she is ready to go forward-facing.
 Infant/Toddler (Rear-facing/Forward-facing)	<ul style="list-style-type: none"> • Can be used as a rear-facing seat and then changed to a forward-facing seat. • Many models have higher rear-facing weight/height limits than infant only seats. Works well for heavier babies under one year of age. • Costs less than buying a rear-facing seat separately. 	<ul style="list-style-type: none"> • Not easy to move in and out of the vehicle. • Larger than rear-facing only seat. It may be hard to fit in some back seats.
 Infant/Toddler/Booster (Rear-facing/Forward-facing/Booster)	<ul style="list-style-type: none"> • Combines all three types of seats. • Many models have higher rear-facing weight/height limits than infant only seats. Works well for heavier babies under one year of age. • Costs less than buying each type of seat separately but higher one-time cost. 	<ul style="list-style-type: none"> • Not easy to move in and out of the vehicle. • Larger than a rear-facing only seat. It may be hard to fit in some back seats.
 Toddler/Booster (Forward-facing/Booster)	<ul style="list-style-type: none"> • Combines the forward-facing and booster seats. • Good choice for children under 40 lb (18 kg) who are taller than the height limit for the rear-facing/forward-facing seats. 	<ul style="list-style-type: none"> • Not for use by babies under one year of age because it cannot be used rear-facing.
 High-back Booster	<ul style="list-style-type: none"> • Offers head/neck protection. • Good for vehicle seats without head rests. 	<ul style="list-style-type: none"> • Can only be used with lap-shoulder seat belts. • Can only be used by children over 40 lb (18kg).
 Backless Booster	<ul style="list-style-type: none"> • Costs less than a high-back booster. • Good for vehicle seat with head rest. 	<ul style="list-style-type: none"> • Can only be used with lap-shoulder seat belts. • Can only be used by children over 40 lb (18kg).