

Take the
booster seat

YES test

Just **Being Smart ...**

- The booster seat is in the back seat of the vehicle.
- I never place my child's booster seat in front of an airbag.
- The shoulder belt is always worn across the centre of my child's chest.

My Child is Ready to Graduate to a **Seat Belt** When He/She Can:

- Sit with the lap portion of the belt riding low across the hips
- Sit with the shoulder portion of the belt crossing between the neck and arm
- Sit with his/her knees bent comfortably at the edge of the vehicle seat
- Sit with his/her back flat against the back of the vehicle seat without slouching, AND
- Remain in this position for the entire trip.

(from SafetyBeltSafe USA)

For more information contact:

Calgary Health Link at
(403) 943-LINK (5465)

Capital Health Link at
(780) 408-LINK (5465)

Toll-free in Alberta

1-866-408-LINK (5465) OR

Alberta Transportation **(780) 427-8901**

Toll-Free in Alberta 310-0000

or visit www.boosterseats.ca

Is your child between **4 and 8 years of age?**

Take the **booster seat**

YES
test



Once a child outgrows a forward-facing safety seat, a booster seat is needed because adult seat belts alone do not properly fit a child-size body.

Children over 40 lb (18 kg) are safest riding in a vehicle in a booster seat up to 8 years of age or 80 lb (36 kg).

Look inside to find out why a booster seat is the safest choice for your child. Take the "YES" test to see if your child needs a booster seat and how to choose the best type for your vehicle.

booster seat



Why Use a **Booster Seat?**

- Booster seats are the safest choice for children who have outgrown their forward-facing child safety seat.
- A young child wearing an adult seat belt before he/she is ready, is 3 1/2 times more likely to be injured during a crash than if they were in a booster seat.
- An adult seat belt does not properly fit a young child's small body. When seat belts do not fit, young children will often place the shoulder belt behind their back or under their arm, which increases the risk of injury during a crash.
- Lap belts may ride up over a child's stomach, causing serious internal injuries in a crash.
- In booster seats, children are raised up enough to see out windows and be more content.
- Using a booster seat until a child is at least 8 years old or 80 lb (36 kg) provides the safest ride.

Boost Their Chances... use a booster seat to help your child fit into a seat belt safely and correctly!

Does Your Child Need a **Booster Seat?**




My child weighs between 40 and 80 lb (18 - 36 kg).



My child is 8 years old or less.

If you checked both of the above points, your child should be in a booster seat.



Take the
booster seat
YES
test

Choosing a **Booster Seat...**

The best booster for your child depends on what seat belt system you have in your vehicle.




I have lap-shoulder belts in my vehicle.

The options for a lap-shoulder belt are **Belt-Positioning Boosters**. These raise the child up so the seat belt fits better. A lap-shoulder belt must be used. There are 2 types of belt-positioning boosters:

1. **High Back** gives the child head support on vehicle seats with low backs.
2. **Backless** has a seat base with arm rests.



High Back Booster



Backless Booster




I only have lap belts in my vehicle.

The **Shield Booster** is the only choice for vehicles where only lap belts are available in all rear seating positions. If lap-shoulder belts are available, then a belt-positioning booster is recommended.

(see back page for more)



Shield Booster

Information in this brochure adapted from  Capital Health

Read the booster seat instructions and the vehicle owner's manual for proper use and installation information.